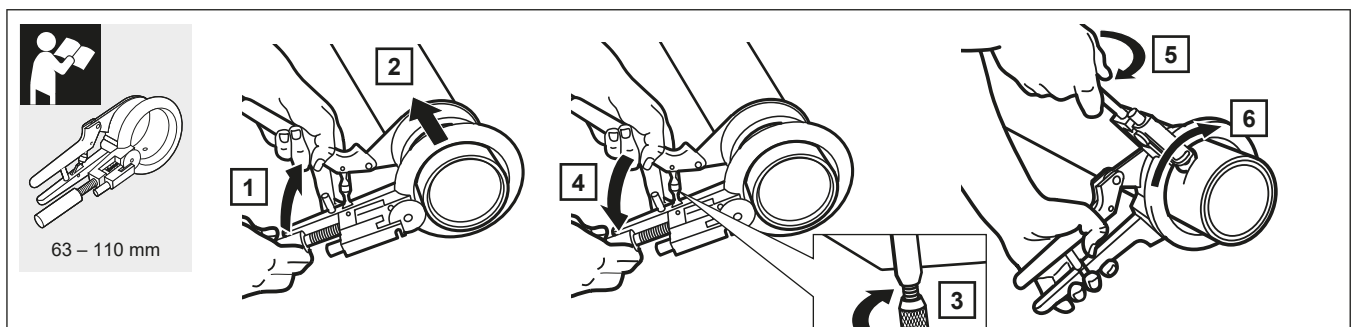
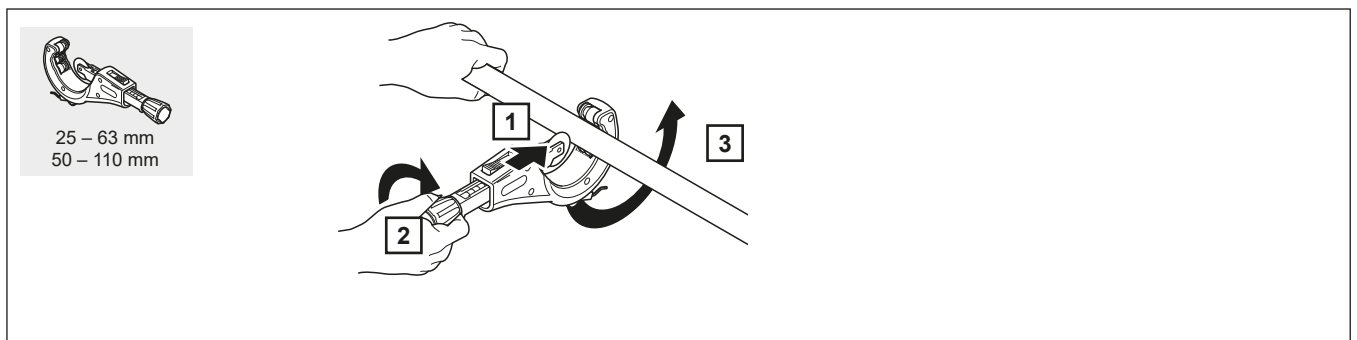
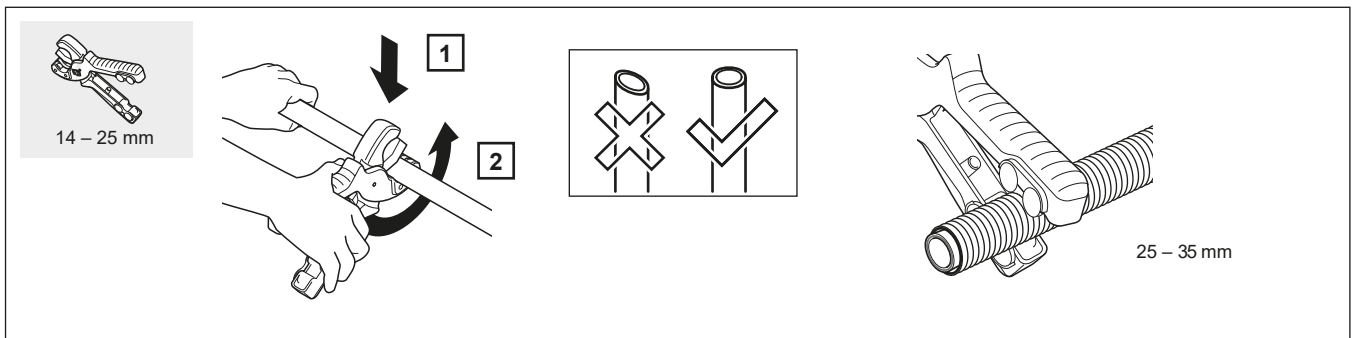
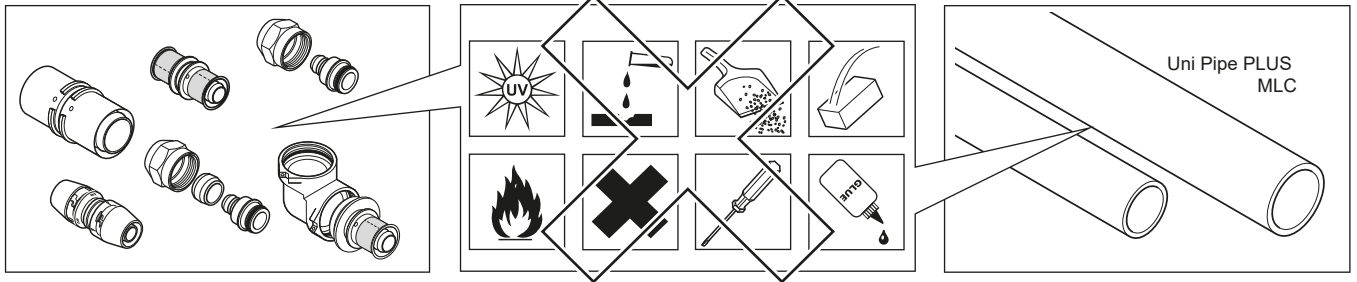


Uponor Uni Pipe PLUS / MLC 14 – 110 mm





d_a [mm]	R_{min} [mm]
14	70
16	80
18	90
20	100
25	125
32	160

14 – 32 mm

d_a [mm]	R_{min} [mm]
14	56
16	64
18	72
20	80
25	100
32	128

14 – 25 mm

d_a [mm]	R_{min} [mm]
14	56
16	64
18	72
20	80
25	100

16 – 32 mm

d_a [mm]	R_{min} [mm]
16	46
18	52
20	80
25	83
32	111

$$\Delta l \text{ [mm]} = \Delta\vartheta \text{ [K]} \cdot 0,025 \frac{\text{mm}}{\text{m}\cdot\text{K}} \cdot L \text{ [m]}$$

$$BS \text{ [mm]} = 30 \cdot \sqrt{d_a \text{ [mm]} \cdot \Delta l \text{ [mm]}}$$

Dim. [mm]	L_{max} [m]
14 × 2,0	1,20 -
16 × 2,0	1,20 1,60
20 × 2,25	1,30 1,60
25 × 2,5	1,50 1,80
32 × 3,0	1,60 1,80
40 × 4,0	- 2,00
50 × 4,5	- 2,00
63 × 6,0	- 2,20
75 × 7,5	- 2,40
90 × 8,5	- 2,40
110 × 10,0	- 2,40



optional

16 – 32 mm

S-Press PLUS
S-Press PLUS PPSU

14 – 25 mm

16 – 32 mm

RTM

40 – 110 mm



16 – 25 mm

RTM

25 mm

16 mm

20 mm

32 mm

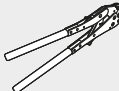
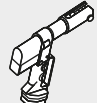



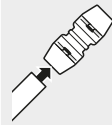







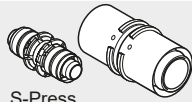







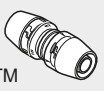
RTM

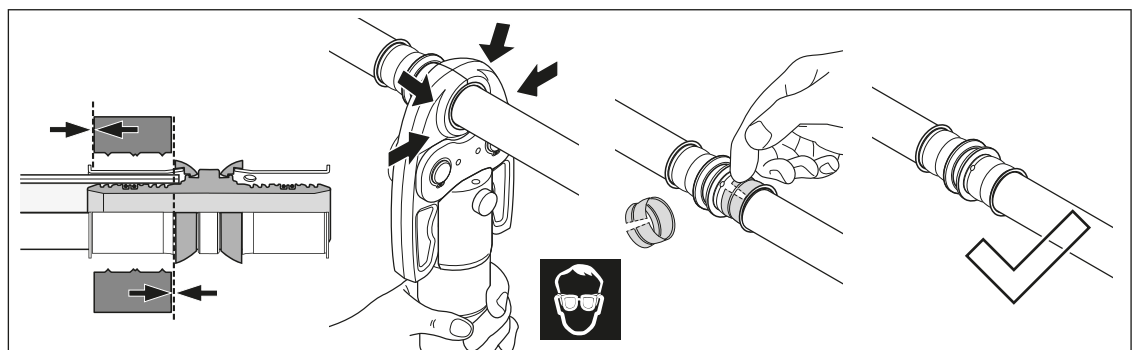
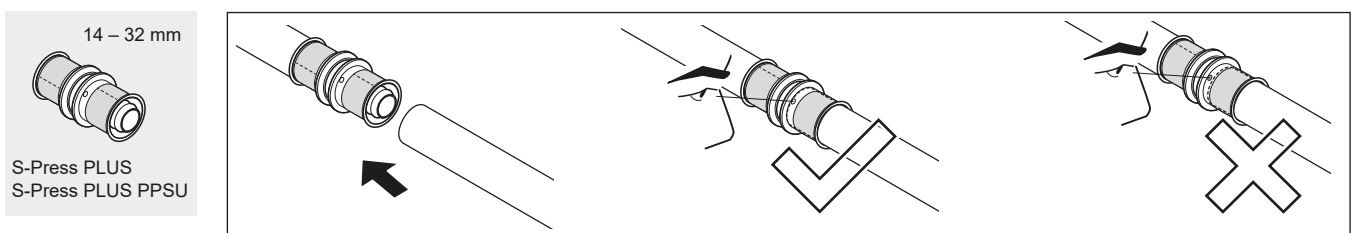
STOP

1

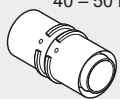
2



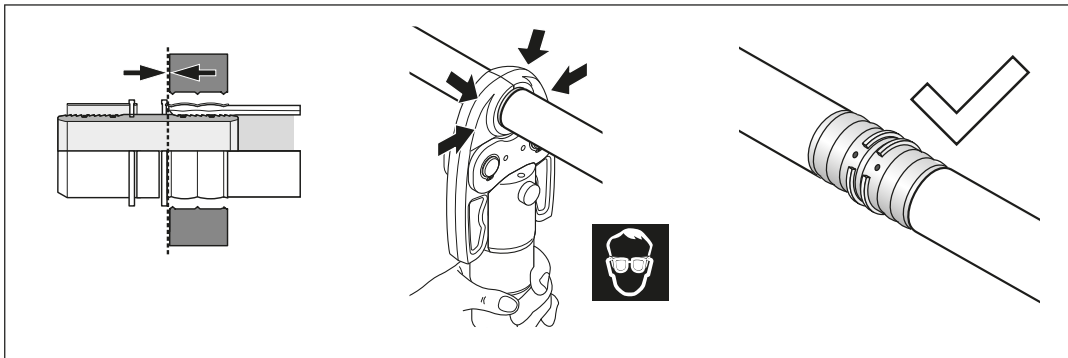
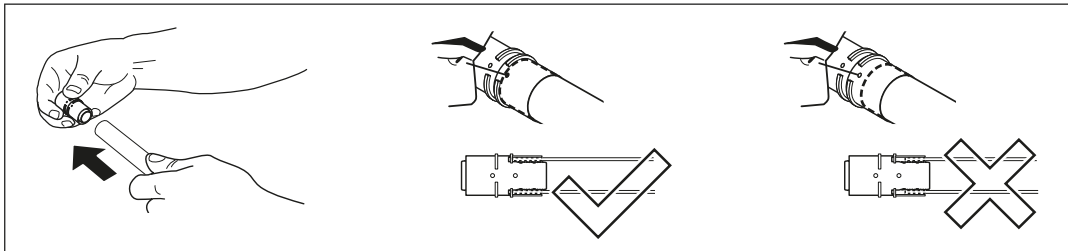
		UP110 UP75 	UP75 EL 	Mini2 Mini 			
		UPP1 	UPP1 				
 S-Press PLUS	16 – 20	16 – 32	–	–	16 – 32	–	–
 S-Press PLUS PPSU	16 – 20	16 – 32	–	–	16 – 32	–	–
 S-Press	14	14	40 – 50	63 – 75	14	–	–
 S-Press PPSU	–	–	40 – 50	63 – 75	–	–	–
 –	–	 16-32	 40 – 50	 63 – 110	 16 – 20	–	–
 –	–	–	–	–	–	14 – 25	–
 RTM	–	–	–	–	–	–	16 – 32



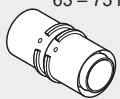
40 – 50 mm



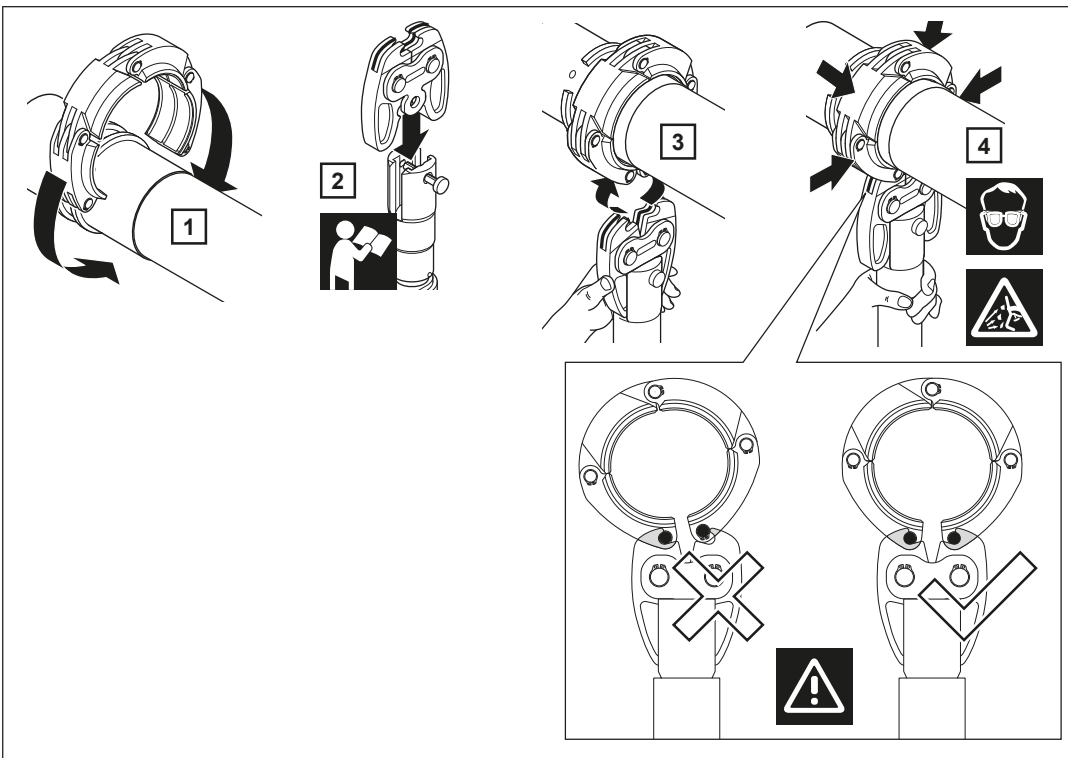
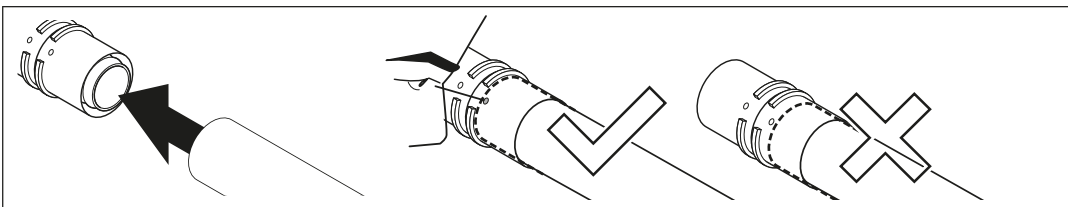
S-Press
S-Press PPSU



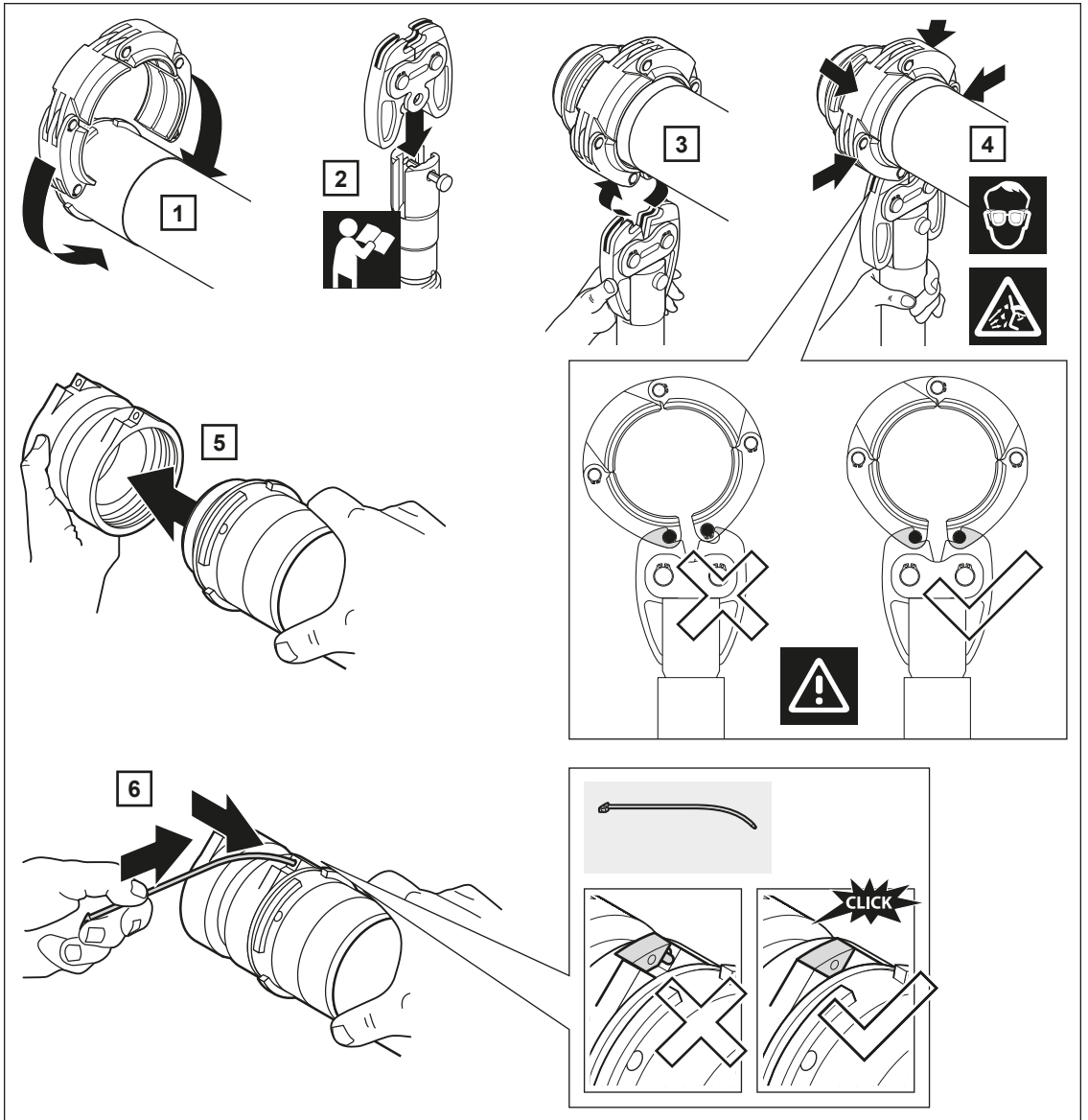
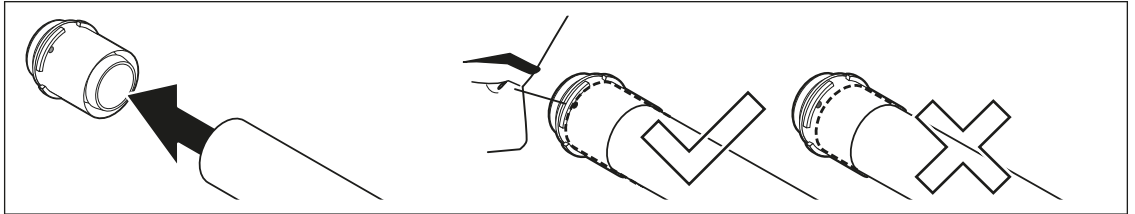
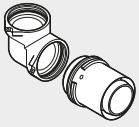
63 – 75 mm



S-Press PPSU



63 – 110 mm





1

Hj Ufcj _U Dim.	X [mm]
14 – ½"	8
16 – ½"	8
20 – ½"	10

Hj Ufcj _U Dim.	X [mm]
14 – ¾"	10
16 – ¾"	10
20 – ¾"	10
25 – ¾"	11

Hj Ufcj _U Dim. [mm]	X [mm]
NL 14–15	8
NL 16–15	8
NL 20–22	10
NL 25–22	14

Hj Ufcj _U Dim.	X [mm]
16 – M 22	9
16 – M 24	9
16 – ½"	9

2

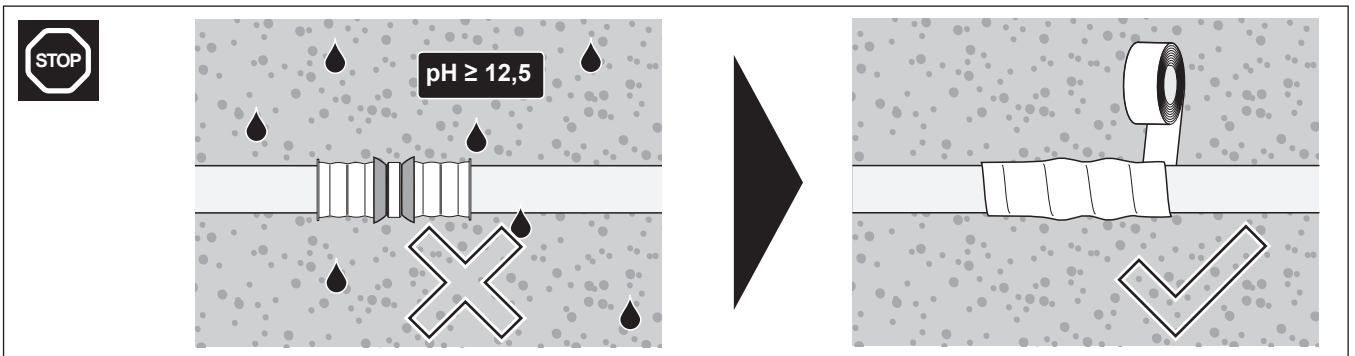
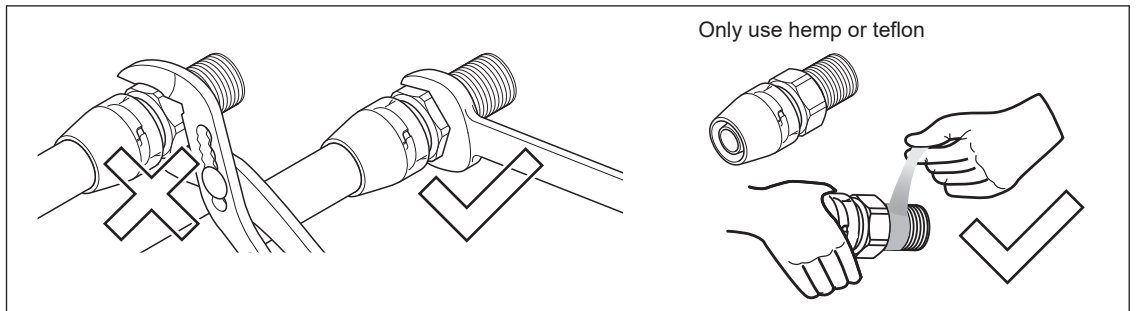
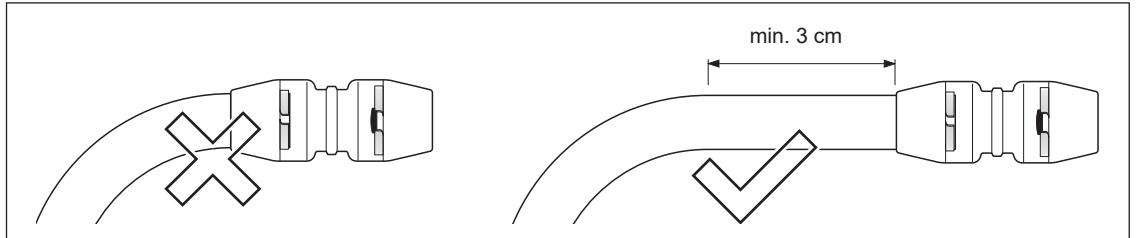
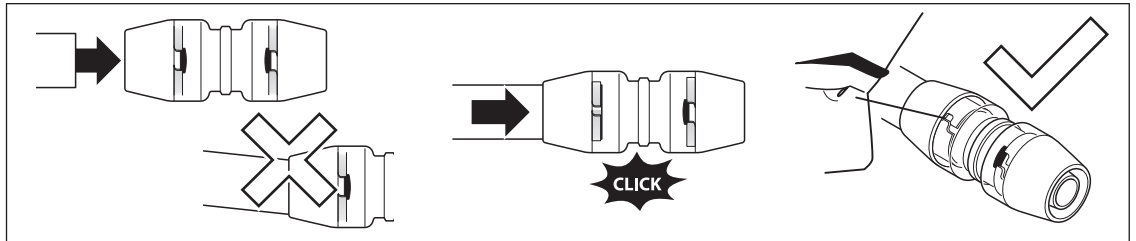
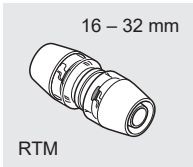
3

4



Nm

STOP



Uponor, s. r. o.
 Vajnorská 105
 831 04 Bratislava
 Slovenská republika

T +421 2 32 111 300
 W www.uponor.sk

Spoločnosť Uponor si vyhradzuje právo na zmeny, bez predošlého upozornenia, špecifikácie zahnutých komponentov sú v súlade s jej snahou o neustále zlepšovanie a vývoj.



www.uponor.sk